

K



## Hampshire County Schools 2019-2020 Snow Ice Packet (SIP)

### Day 3


When inclement weather occurs each PreK–12 student is responsible to complete assignments on SIP Days as designated by the superintendent. The SIP Days will be counted as instructional days. To be "present" the student must submit the completed SIP work to the teacher on the next day school is in session. Failure to submit completed work constitutes an "absence".

Teachers are available at the schools to support students on SIP Days. Students will double-check their work and parents will sign below.

Name \_\_\_\_\_

Date \_\_\_\_\_ Grade \_\_\_\_\_


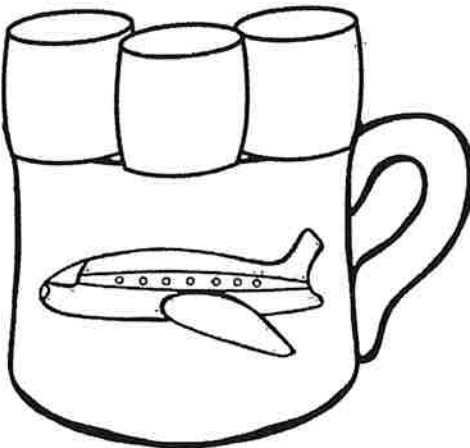





Parent signature \_\_\_\_\_



Name: \_\_\_\_\_

# Making Hot Choc Words

Build the words by writing each letter in a marshmallow.




# Winter Listen Up!

Name: \_\_\_\_\_

## One-Step

- Color one mitten green.
- Color the penguin with a hat on purple.
- Circle an ice skate.
- Color two snowflakes blue.
- Draw an X on a penguin wearing a scarf.
- Color one snowball pink.
- Color the Snowman's nose orange.
- Circle the hot chocolate that is off of the table blue.
- Color the bird in the tree yellow.
- Color all of the ice skates red.


## Level Two



Name: \_\_\_\_\_

# I Can Write About Winter!

Directions: Draw a picture about winter.  
Write a sentence that describes your picture.



Winter is

\_\_\_\_\_

\_\_\_\_\_

\_\_\_\_\_

\_\_\_\_\_

\_\_\_\_\_

\_\_\_\_\_