

K



Hampshire County Schools 2019-2020 Snow Ice Packet (SIP)

Day 5


When inclement weather occurs each PreK-12 student is responsible to complete assignments on SIP Days as designated by the superintendent. The SIP Days will be counted as instructional days. To be "present" the student must submit the completed SIP work to the teacher on the next day school is in session. Failure to submit completed work constitutes an "absence".

Teachers are available at the schools to support students on SIP Days. Students will double-check their work and parents will sign below.

Name _____

Date _____ Grade _____


Parent signature _____



Name _____

Concept Review

Caring for Earth



▲ ● ■ Circle the picture that shows a child who is helping take care of Earth. Mark an X on the picture that shows a child who is not helping take care of Earth.

© Harcourt

Name _____

1. at6. hot2. pat7. hop3. hat8. pop4. lot9. top5. got10. the

Dear Parent/Guardian:

This is the first of many reading practice sheets your child will bring home this year. Words on these sheets will contain only those letters and sounds your child has learned in class. To help your child practice reading, review the sheets with your child, checking off words he/she reads correctly. (Words read correctly in class may already be checked off.)

If your child has difficulty reading a word, ask for each letter sound and help your child blend those sounds: /l/-/ɒ/-/g/; log. For extra help, blend the first two sounds and have your child add the final sound(s): Parent: /lɒ/; Child: /g/; Together: log.

(over)

In class, *coding* will be used to help your child pronounce the individual sounds in a word (called *phonemes*). Coding is simply marking letters to make identifying their sounds easier. While coding is helpful practice for beginning readers, reading is the ultimate goal. If your child finds it helpful to code words before reading them, allow him/her to do so.

Some of the words on the reading practice sheets will be *sight words*, or words that do not follow the phonics rules taught and thus cannot be sounded out. (They must be recognized by sight.) Sight words will be circled to remind your child to memorize them.


So far, your child has learned the names, sounds, and written forms of the consonants **g, h, l, p,** and **t** and the **short sound** of the vowels **a** and **o**. Your child has also learned the **short vowel rule**: a vowel followed by a consonant (within the same syllable) has a short sound. (Short vowel sounds are found in "apple," "inch," and "off.") Short vowels are coded with breves, as in *dög* and *hät*.

Review the words on this sheet until your child can read them easily. Once mastery occurs, have him/her spell the words for more practice; then send the list back to school. New reading practice sheets will be sent home weekly.

Letters learned (in bold): **ä** b c d **ë** f **g** h **ï** j k l m n **ö** p q r s t **ü** v w x y z
 ā **ē** **ī** **ō** **ū**

New sight word: **the**




Sight words are circled and should be memorized.



West Virginia State Animal

The black bear is West Virginia's state animal. West Virginia black bears mainly live in the eastern mountain region. Black bears can grow 5 to 6 feet (1.5 to 1.8 meters) tall.

Put an X by each animal that is not a black bear.





My 100 Chart



Students will point and touch the numbers on the 100 chart and count to 100.

1	2	3	4	5	6	7	8	9	10
11	12	13	14	15	16	17	18	19	20
21	22	23	24	25	26	27	28	29	30
31	32	33	34	35	36	37	38	39	40
41	42	43	44	45	46	47	48	49	50
51	52	53	54	55	56	57	58	59	60
61	62	63	64	65	66	67	68	69	70
71	72	73	74	75	76	77	78	79	80
81	82	83	84	85	86	87	88	89	90
91	92	93	94	95	96	97	98	99	100

Name _____

A B C D E

F G H I J

K L M N O

P Q R S T

U V W X Y

Z

Donations are appreciated. Please send to:
Linda C. Readman, P.O. Box 8875, Rockford, Illinois 61126-8875
<http://www.handwritingforkids.com/>

© Copyright 2001, 2002